



Summary of the TDA Committee Reports submitted for July 2025,

EPIC Committee

Chair: Joan Flora

- Hosted a **rescue rope-throwing clinic** led by Tom O'Connor.
- Tom Puhl demonstrated methods to detect **electrical current in the water**.
- Planning a **kayak re-entry demo** with Alder Creek Kayak, likely in **September**.

Maintenance Committee

Chair: Tom Puhl

- Presented at meeting – Provided a **brief recap on behalf of the TDA Maintenance team**

Security Committee

Chair: Corinn Castro

- **Nothing to report.**

Welcoming & Pet Committees

Chair: Kelly Monfort

- **Nothing to report** for either committee.

Beautification Committee

Chair: Jane Gire

- Gardens improving due to better irrigation.
- Bentura Landscaping maintaining **grass, parking lot, and trimming**.
- **Fall Clean-Up Day** scheduled for **Saturday, October 4 at 9:00am** there will be a “weenie roast” in the community garden following!!!

Social Committee

Chair: Jane Gire

- **Progressive Dinner** set for **Saturday, August 2**.
- Flyer and sign-up sheet are on the bulletin board.

Insurance Committee

Chair: Don Gire – Presented at meeting

- Policy renews **8/30/25** with **Hanover (A-rated)** via Brown & Brown Agency.
- Premium increase of **5.2%** for 2025–2026 (\$38,615); considered **moderate**.

- Coverage: \$3.36M property, \$5M liability, includes D&O and marine coverage.
- Renewal is **within budget**; prior review of limits and deductibles yielded no changes.
- Chair remains available for further discussion.

Web / Social Media

Chair: Bill Bowling

Website and Directory Updates:

- Updated the Committee & Board Members Directory to reflect new and outgoing members.
- Adjusted board member roles to match recent changes.
- Added a Realtor link to the pre-login landing page.
- Created and linked a new Realtor Page with seller and realtor guidelines.

Email System Proposal Update:

- Initially proposed using GoDaddy for official TDA email accounts at a cost of \$574 over two years.
- After further research, a more affordable and flexible alternative was found.
- **New Proposal (Phase 1):**
- Use Nixihost to provide domain-based, role-specific email accounts for \$12/month.
- This option is legally compliant, saves over \$500, and requires no changes to the existing website.
- Future digital modernization proposals will follow after Phase 1 implementation.

Hayden Island Neighborhood Network (HINooN)

Rep: Victoria Grace

- Submitted minutes/report from **July 10 HINooN Board meeting** (attached)

Parking, Vehicle & Garage (PVG)

Rep: Robin Smith

- Waiting for board decision, prior to having another committee meeting

Architectural Review Committee (ARC)

- The new ARC committee has not yet met or selected a chair due to scheduling challenges.
- Four members are communicating via email; one is receiving updates by text, highlighting the need for official email addresses.
- The committee has responded to one request from new members and is in ongoing communication with the owners of Lot #376 regarding required measurements.
- They are awaiting official TDA email addresses for all five members to facilitate proper communication and conduct committee business effectively.

TDA June Financial Report

2024-25 P12 Expense, Cash & Reserve Position:

June 30th 2025

Expenses

Category	Budget	June MTD	YTD
Income	375,930	32,951	379,357
Category	Budget	June	Annual YTD
Maintenance & Repair	24,760	579	17,482
Taxes	85,000	-	85,914
Utilities	106,600	7,954	104,037
Insurance	36,000	-	37,016
Professional Fees	5,600	-	3,624
Other Expenses	8,978	594	8,220
Total Expense B/R	266,938	9,127	256,293

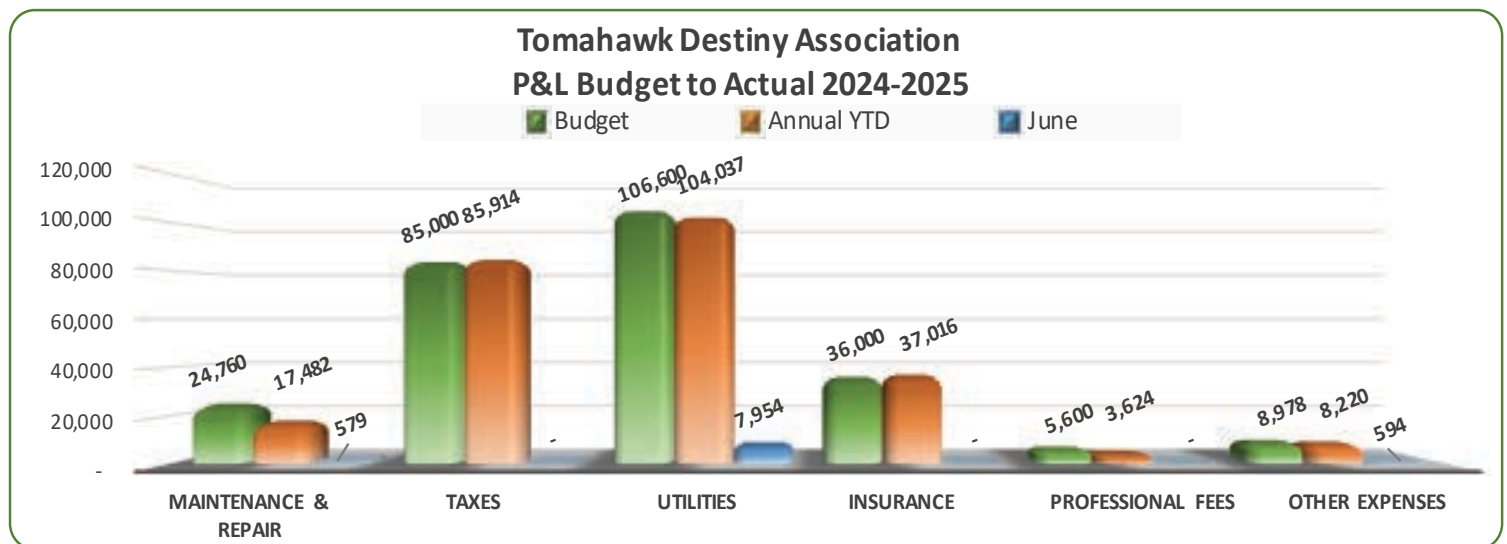
Other Expenses	Budget	MTD	YTD
Security	1,000	-	992
Pet Committee	50	27	229
Internet/Website	1,700	50	1,661
EPIC	1,700	377	1,389
Office Expenses	2,000	115	1,877
License & Fees	250	-	621
Misc Expense	1,778	-	175
Publications	-	-	125
Meals & Entertainment	-	-	-
Annual Meeting	500	25	1,151
Total Other Exp.	8,978	594	8,220

Large or Unusual Expenses			
Description		MTD	YTD
Piling Project Permitting		350	9,543

Cash	
Key Bank - Checking	\$ 10,812.88
Key Bank - Reserve	\$ 144,354.49
2.28% APR Interest MMDA	\$ 230.79
	\$ 155,167.37

2024-25 YTD Reserve Activity Summary	
Starting Balance	\$ 302,668.00
Transfer Activity	
7/2/24, Riverbank #1 West End	\$ (64,293.75)
8/16/24, Riverbank #2 West End	\$ (11,000.00)
8/16/24, Metro - Gate Project	\$ (67,734.00)
9/3/24 Checking to Reserve: Income	\$ 30,000.00
9/18/24, Riverbank #3 West End	\$ (30,218.75)
11/1/24, Riverbank #4 West End	\$ (30,218.75)
12/19/24, Q2 C'king to Res; Income	\$ 26,000.00
12/19/24, Security Camera Project	\$ (31,768.00)
12/20/24, Drain Pipe Repair	\$ (38,322.00)
2/18/25, C'king to Res; Correction	\$ 1,890.00
2/24/25, Q3-1 C'king to Res; Income	\$ 13,248.00
3/31/25, Q3-2 C'king to Res; Income	\$ 13,248.00
3/14/25, Drain Pipe Repair, Final	\$ (9,634.50)
6/23/25, Q4 C'king to Res; Income	\$ 26,496.00
Income to Reserve Goal:	\$ 108,992.00
Reserve Interest Income YTD:	\$ 4,681.74
Total FY Reserve Project Expenditures	\$ (281,299.75)

Notes:	
\$108,992 income to Reserve goal met	



**Tomahawk Destiny Association, Inc.
Profit & Loss Budget Vs. Actual**

Jun-25

12

	Actual Aug	Actual Sept	Actual Oct	Actual Nov	Actual Dec	Actual Jan	Actual Feb	Actual March	Actual April	Actual May	Actual June	Actual Year to Date	Budget Year to Date	Budget Annual
Income														
6100 - TDAI Fees														
6125 - Owner Moorage Fees	26,625	28,400	28,800	28,000	28,400	28,400	28,400	28,400	28,400	28,400	29,260	338,110	337,250	337,250
6150 - Garage Fees	2,640	2,860	2,990	2,730	2,860	2,860	2,860	2,860	2,860	2,860	3,160	34,180	33,880	33,880
Total 6100 - TDAI Fees	29,265	31,260	31,790	30,730	31,260	31,260	31,260	31,260	31,260	31,260	32,420	372,290	371,130	371,130
6400 - Fees														
6410 - Late Fees	50	350	(200)	100	150	50	159	0	50	50	100	1,109	1,000	1,000
6420 - NSF Fees	0	0	0	0	0	0	0	0	0	0	0	0	0	0
6450 - Ownership transfer fee	0	0	0	25	0	25	0	0	0	0	0	100	0	0
6460 - New Renter fee	0	0	0	0	0	0	0	25	0	0	0	25	0	0
6405 - Non Compliance Assessment	0	0	0	0	0	0	0	0	0	0	0	0	0	0
Total 6400 - Fees	50	350	(200)	125	150	75	159	25	50	50	100	1,234	1,000	1,000
6500 - Volunteer Fund	0	0	0	0	0	0	0	0	0	0	0	0	0	0
6600 - Other Income														
6610 - Gate Card Fees	200	50	50	75	0	75	0	200	0	150	200	1,050	800	800
6620 - Pet Key Fees	0	0	0	0	0	0	0	0	0	0	0	0	0	0
6645 - Land Assessment	0	0	0	0	100	0	0	0	0	0	0	100	0	0
6650 - Bank Interest earned	277	269	681	522	437	340	318	355	217	225	231	4,683	3,000	3,000
6600 - Other Income - Other	0	0	0	0	0	0	0	0	0	0	0	0	0	0
Total 6600 - Other Income	477	319	731	597	537	415	318	555	217	375	431	5,833	3,800	3,800
Total Income	29,792	31,929	32,321	31,452	31,947	31,750	31,737	31,840	31,527	31,685	32,951	379,357	375,930	375,930
Expense														
7100 - Maintenance & Repair														
7104 - Annual Fire Inspection	0	648	0	0	0	0	0	322	0	393	0	1,363	0	0
7105 - Maintenance Supplies	0	0	0	0	11	110	29	170	0	48	119	604	1,000	1,000
7106 - Equip Rental/Repair	0	0	0	0	0	0	0	0	0	0	0	0	200	200
7107 - Cart Repair& Replacement	0	0	0	0	0	0	0	0	0	0	0	0	0	0
7108 - Electrical/Mechanical	0	0	0	0	0	0	0	0	0	0	0	0	400	400
7109 - Plumbing Emergency	0	0	0	0	0	0	0	0	0	0	0	219	0	0
7110 - Garages														
7111 - Garage Painting	0	0	0	0	0	0	0	0	0	0	0	0	200	200
7115 - Garage Door	0	0	0	0	294	0	0	0	0	0	0	479	750	750
7116- Garage Roof	0	0	0	0	0	0	0	0	0	0	0	0	150	150
Total 7110 - Garages	0	0	0	0	294	0	0	0	0	0	0	479	1,100	1,100
7120 - Landscaping														
7121 - Mowing & Gardening	460	460	460	0	1,850	0	460	460	0	920	460	5,990	5,500	5,500
7122- Tree Service	0	0	0	0	0	0	0	0	0	0	0	0	700	700
7123- Other	120	66	0	0	22	0	0	0	85	0	0	522	1,000	1,000
7124- Work Day	0	0	825	792	0	0	0	0	73	705	0	2,395	2,800	2,800
7125- Landscape Emergency	0	0	0	0	0	0	0	0	0	0	0	0	1,000	1,000
Total 7120 - Landscaping	580	526	1,285	792	1,872	0	460	460	73	1,710	460	8,907	11,000	11,000
7130 - Gate/Fence Repairs														
7131- Exit Sliding	0	0	0	0	0	0	0	0	0	0	0	0	0	0
7132- Entrance Swing	0	0	0	0	1,596	0	697	1,050	0	0	0	3,507	0	0
7133- Pedestrian Gate	0	0	0	0	0	0	0	0	0	0	0	0	0	0
7134- Pet Gate	0	0	0	0	0	0	0	0	0	0	0	0	0	0
7135- NE Corner	0	0	0	0	0	0	0	0	0	0	0	0	0	0
7136- SE Corner	0	0	0	0	0	0	0	0	0	0	0	0	0	0
7137- West End	0	0	0	0	0	0	0	0	0	0	0	0	0	0
7138- North End	0	0	0	0	0	0	0	0	0	0	0	0	200	200
7139- Other Exterior Repairs	0	0	0	0	0	0	0	0	0	639	0	639	300	300
7139.1- Maglock Plates	0	0	0	0	0	0	0	0	0	0	0	0	0	0
Total 7130 - Gate/Fence Repairs	0	0	0	0	1,596	0	697	1,050	0	639	0	4,146	500	500
7140 - Parking Lot														
7141 - Paving/Seal Coat/Stripe	0	0	0	0	0	0	0	0	0	0	0	0	0	0
7142 - Sweeping	0	0	0	0	0	0	0	0	0	0	0	0	0	0
7143 - Catch Basin Cleaning	0	0	0	0	0	0	0	0	0	0	0	510	4,000	4,000
7144 - General Hauling	0	0	0	0	0	0	0	0	0	0	0	0	0	0
7145 - Parking Lot Lighting	0	50	0	0	0	0	0	0	0	0	0	50	0	0
7146- Security Guards	0	0	0	0	480	0	0	0	0	0	0	480	2,000	2,000
7147-Signs & Notices	0	0	56	247	0	0	0	0	0	0	0	303	0	0
Total 7140 - Parking Lot	0	50	56	247	480	0	0	0	0	0	0	1,343	6,000	6,000

Total 8300 - Licenses & Fees	0	0	0	57	0	0	160	0	50	0	0	621	250	250
8440 - Professional fees														
8410 - Legal	0	0	0	0	0	0	0	0	0	0	0	0	1,500	1,500
8420 - Accounting/Bookkeeping	1,425	0	0	0	0	0	0	0	0	0	0	1,425	1,500	1,500
8425 - Accounting Project	0	0	0	0	0	0	0	0	0	0	0	0	0	0
8430 - Other	0	0	0	0	0	0	0	0	0	0	0	0	0	0
8435 - Reserve/Infrastructure Cmte	0	0	0	0	0	0	0	0	2,199	0	0	2,199	2,600	2,600
Total 8440 - Professional fees	1,425	0	0	0	0	0	0	0	2,199	0	0	3,624	5,600	5,600
8600 - Insurance														
8610 - Liability	0	0	34,051	0	0	0	0	0	0	0	0	34,051	36,000	36,000
8620 - Property	0	0	0	0	0	0	0	0	0	0	0	0	0	0
8630 - Directors and Officers	2,172	0	0	0	0	0	0	0	0	0	0	2,172	0	0
8640 - Crime	0	793	0	0	0	0	0	0	0	0	0	793	0	0
Total 8600 - Insurance	2,172	793	34,051	0	0	0	0	0	0	0	0	37,016	36,000	36,000
8710 - Memberships Publications	0	0	0	0	0	0	125	0	0	0	0	125	0	0
8730 - Meeting Hall Rental	0	0	0	0	0	0	0	0	0	435	0	876	0	0
8740 - Meals & Entertainment	0	0	0	0	0	0	0	0	0	0	0	0	0	0
8750 - Annual Meeting	250	0	0	0	0	0	0	0	0	0	25	275	500	500
8755-EPIC	0	0	187	0	0	0	0	825	0	0	377	1,389	1,700	1,700
8800- Miscellaneous Expense	0	0	0	0	0	0	0	175	0	0	0	175	1,778	1,778
Total Expense (Before Reserve Proj & Depr)	7,546	14,230	42,155	43,344	12,348	10,496	38,687	15,072	12,678	38,486	9,127	258,676	267,938	268,638
Net Ordinary Inc (b4 Res. Proj & Depr)	22,246	17,699	(9,834)	(11,892)	19,599	21,254	(6,950)	16,768	18,849	(6,801)	23,824	120,681	107,992	107,292
7200-Reserve Projects														
7202.1-Dredging	0	0	0	0	0	0	0	2,013	370	0	0	2,383	0	0
7202.2 Pile Project	0	0	0	0	0	0	0	0	5,600	3,643	350	9,593	0	0
7204-West End Dock Rebuild	11,000	30,219	30,219	0	0	0	0	0	0	0	0	135,732	0	0
7208-East End Whaler Project	0	0	0	0	0	0	0	0	0	0	0	0	0	0
7215.2 Gate	67,734	0	0	0	31,768	0	0	0	0	0	0	99,502	0	0
7220-Catch Basin	0	0	0	0	38,773	160	0	9,635	0	0	0	48,568	0	0
Total Reserve Projects	78,734	30,219	30,219	0	70,541	160	0	11,648	5,970	3,643	350	295,778	0	0
Net Ordinary Income (before Depr)	(56,488)	(12,520)	(40,053)	(11,892)	(50,942)	21,094	(6,950)	5,120	12,879	(10,444)	23,474	(175,097)	107,992	107,292
TOTAL LATE PAYS:	\$675	\$1,650	\$1,315	\$700	\$1,140	\$1,050	\$1,065	\$959	\$535	\$570	\$200			

Premium/Rate Comparison



Named Insured: Tomhawk Destiny Association

Renewal Date: 8/30/2025

Coverages	Expiring Carrier	Renewal Carrier	Exposure Basis	Exposures at Policy Inception Last Year	Exposures at Policy Inception this Year	Percent Exposure Increase or Decrease	Premium at Policy Inception Last Year	Renewal Premium using Expiring Rates	Actual Premium this Year	Percent Rate Increase or Decrease
Property, incl. Equip. Breakdown										
	Hanover	Hanover	Total Insured Value	\$ 571,000	\$ 571,000	0.0%	\$ 1,826	\$ 1,826	\$ 1,968	7.8%
GL, HNOA, MOLL, P&I										
	Hanover	Hanover	Gross Revenue	\$ 351,200	\$ 351,200	0.0%	\$ 5,323	\$ 5,323	\$ 5,640	6.0%
Piers & Docks										
	Hanover	Hanover	Total Insured Value	\$ 2,765,000	\$ 2,765,000	0.0%	\$ 19,902	\$ 19,902	\$ 21,325	7.2%
Bumbershoot										
	Hanover	Hanover	Underlying Premium	\$ 5,268	\$ 5,640	7.1%	\$ 7,000	\$ 7,494	\$ 7,560	0.9%
			Limits	\$ 4,000,000	\$ 4,000,000	0.0%				
D&O, EPL										
	ACE Fire Underwriters	ACE Fire Underwriters	Gross Revenue	\$ 308,000	\$ 308,000	0.0%	\$ 2,172	\$ 2,172	\$ 2,122	-2.3%
TOTALS							\$ 36,223	\$ 36,717	\$ 38,615	5.2%

Expiring Average Rates:

Property	0.320	per \$100 values
Piers & Docks	0.720	per \$100 values
Combined Liability Coverages	15.157	per \$1000 revenue
Bumbershoot \$	1,750	price per mil

Renewal Average Rates:

	0.345	per \$100 values
	0.771	per \$100 values
	16.059	per \$1000 revenue
\$	1,890	price per mil

Purpose of HINooN: "To enhance the livability of the Hayden Island neighborhood by establishing and maintaining an open line of communications and liaison between members of HINooN, other neighborhood associations and government agencies."

To: TDA Members

HINooN met via Zoom, and most of the discussion was on the I-5 Interstate Bridge Replacement project. This item of importance is ongoing, and there has been interest in multiple ideas that could be targeted for this area crossing from a Frog Ferry type of additional service into downtown Portland and back, to a bridge alternative of a tunnel. Board member Gary Clark presented this alternative to the current plans for the I-5 bridge replacement, which has interest – take a look:

<https://www.youtube.com/watch?v=jPJCYrxqyT8> --- a great way to save our historic I-5 bridge (much like it saved Ft McHenry in the video), avoid 5-years of fish & marine life kills and extreme costs of drill shafts associated with IBR's mega bridge, while minimizing or potentially eliminating the need for tolls".

The biggest voice causing concern, continues to be the Interstate Bridge Replacement (IBR) organization's lack of transparency for inquiries about bridge dimensions and elevation drawings, to give all of us an idea of what their proposed mega bridge will look like on Hayden Island and in Vancouver. **HINooN is in support of Neighbors For A Better Crossing's two Freedom of Information Act (FOIA) requests with the US Federal Highway Administration**, to force the IBR to be fully transparent. The 1st FOIA requests basic bridge dimensions and elevation drawings, while the 2nd FOIA request seismic engineering studies & documentation the IBR used in creating their talking points regarding the structural & seismic condition of our historic bridge. Included in the 2nd FOIA is also a request for all emails & documentation relating to the engineering analysis the IBR used to reject the Immersed Tube Tunnel (ITT) option, an analysis that was certified by a "Bridge Engineer" with little to no tunnel experience from what we understand.

We've been advised that the "additional traffic lane" IBR's new bridge provides in both directions is actually an "auxiliary lane" for special use....HOV, bus, etc., that will do little to solve traffic congestion. It appears the entire IBR Project is and always has been far more about initiating \$20 + tolls & raising taxes in OR & WA to fund ODOT's failing light-rail program (which is hemorrhaging cash due to lack of ridership and management issues), than it ever was about solving I-5 traffic congestion at the Columbia River crossing.

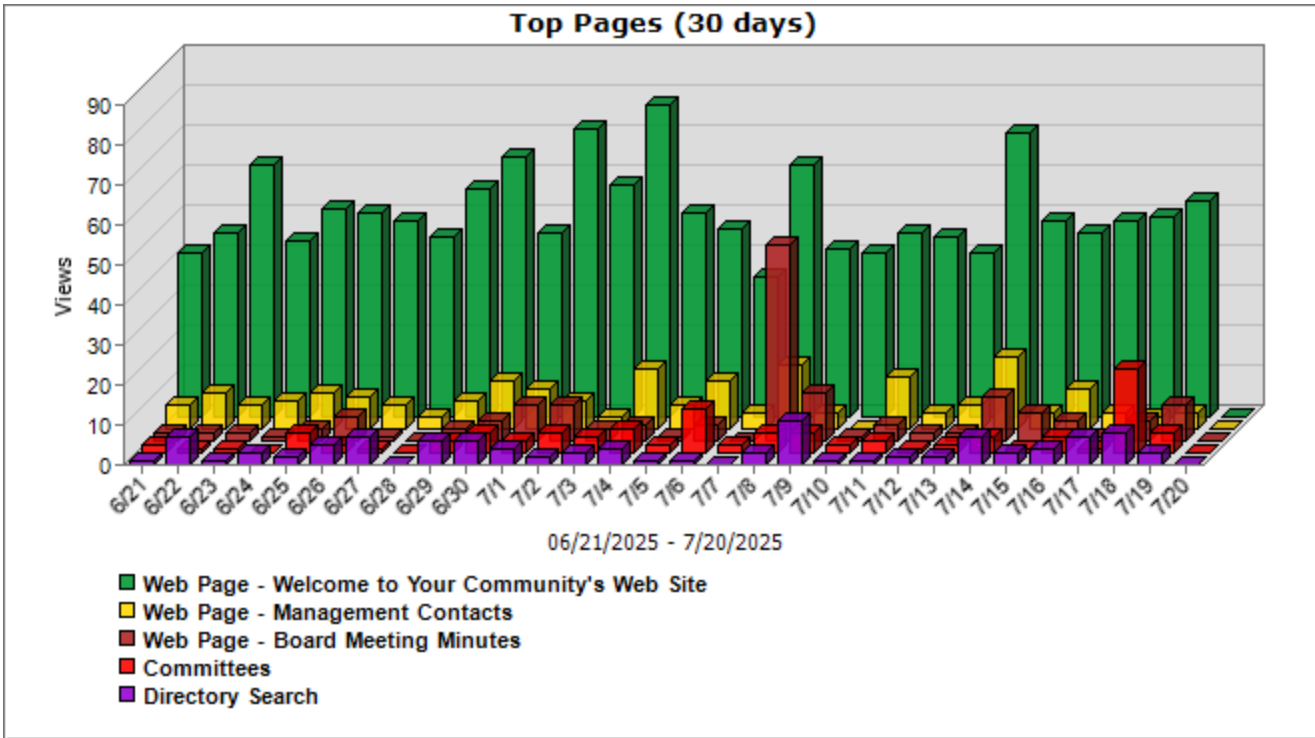
While we still don't know much about the height of IBR's mega bridge, here's a video by WA State Representative John Ley that helps us to understand how outrageously tall IBR's mega bridge will be over Vancouver: <https://neighbors4a-bettercrossing.org/rep-john-leys-video-on-ibr-bridge-height/news/>

This will be an ongoing discussion... Victoria Grace

Site Usage Report
Tomahawk Destiny Association

Date Range: 6/21/2025 - 7/20/2025

Sunday 7/20/2025 11:33:34 PM



Site Usage Summary Help ?

The Site Usage Summary displays several measures to help track the reach and effectiveness of your site. To view a breakdown of a particular measure, click on the corresponding detail link.

* The graphs in the detail sections will display a maximum of thirty days.

Visits		↓
Visits	Visits	2088
	Average per Day	70
Page Views		↓
Page Views	Page Views	2893
	Average per Day	96
Top Pages		↓
Top Pages	1) Web Page - Welcome to Your Community's Web Site	
	2) Web Page - Management Contacts	
	3) Web Page - Board Meeting Minutes	
	4) Committees	
	5) Directory Search	
Top Referring Sites		↓
Top Referring Sites	1) 173.242.31.11	
	2) tomahawkdestiny.com	
	3) url6047.associationvoice.com	
	4) www.google.com	
	5) www.tomahawkdestiny.com	
Top Search Engine Phrases		↓
Top Search Engine Phrases		

Current Account Activation Status

Accounts Currently Activated	Members	63
	Contacts	91
Accounts Not Activated	Members	9
	Contacts	50

Disk Space and Bandwidth Usage

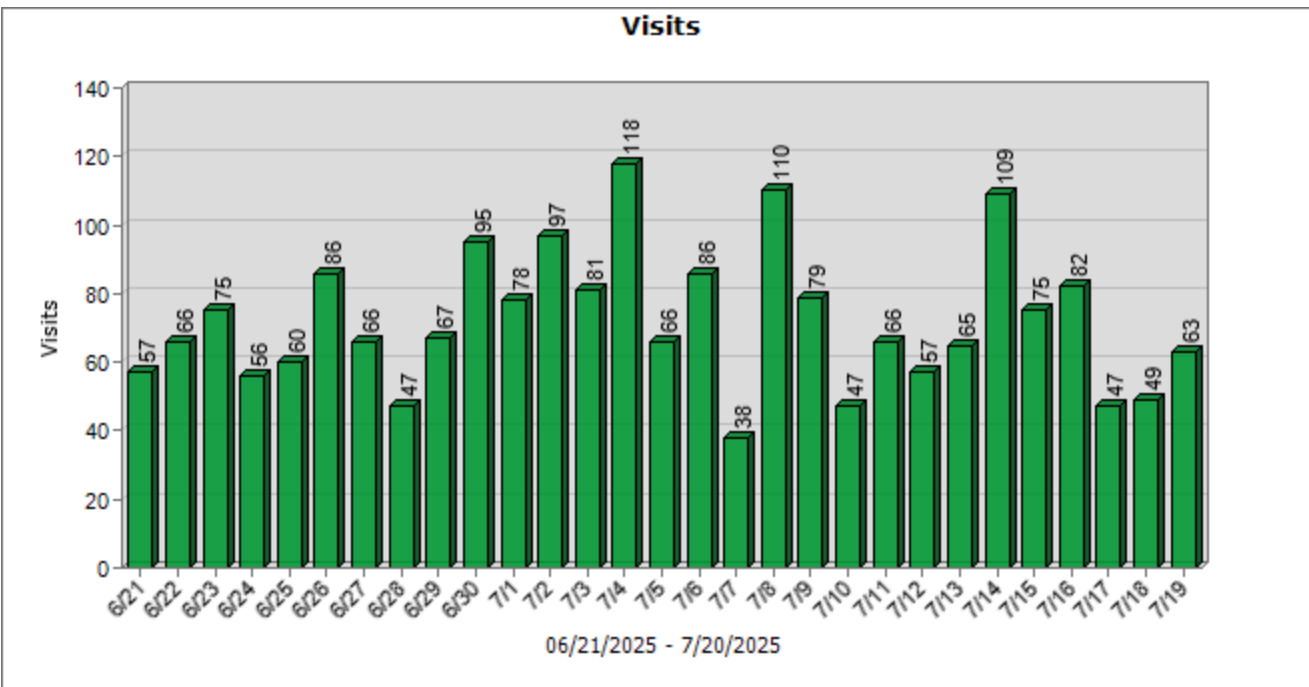
Disk Space Usage 238.24 MB
(249,807,879 bytes)

Bandwidth Usage 302.00 MB
(316,980,224 bytes)

Visits

[Help](#)

The Visits graph displays the overall number of visits to your Web site.



Visits Statistics

Visits	Visits	2088
	Average per Day	70

Visit Statistics - Help



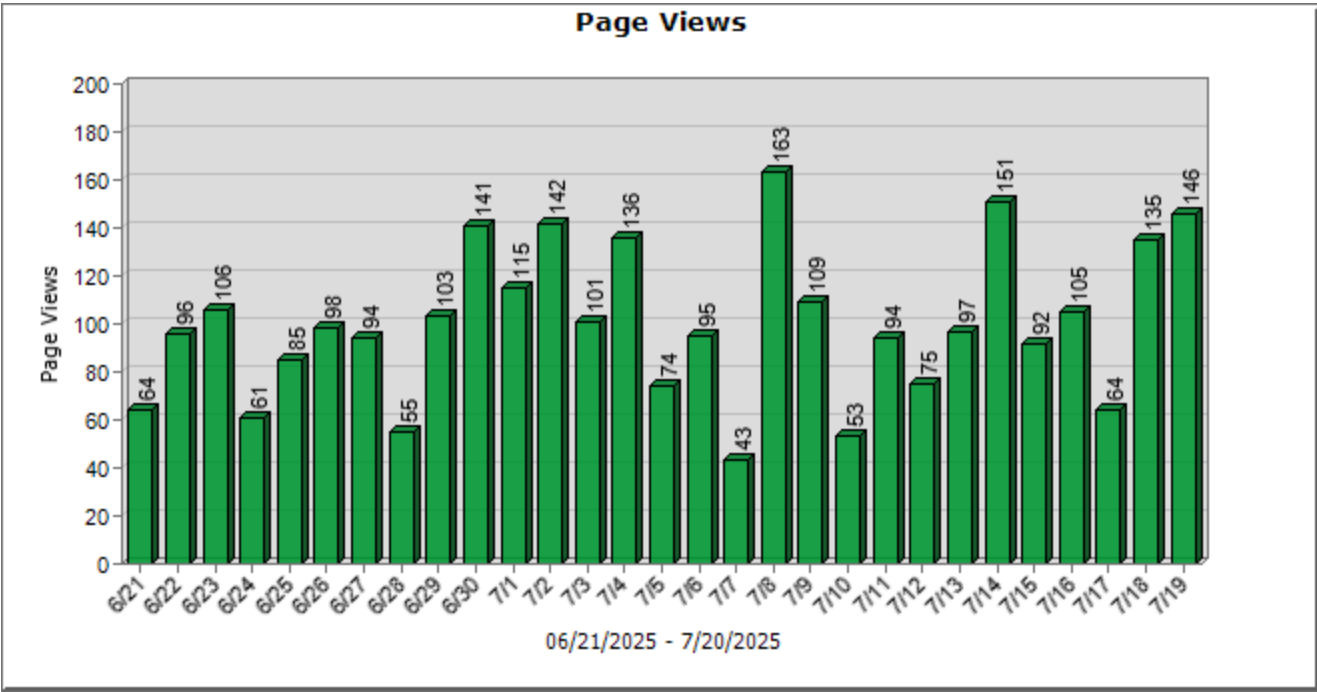
Visits - Number of times a visitor came to your site. If a visitor is idle longer than the idle-time limit, it is assumed that the visit is voluntarily terminated. If the visitor continues to browse your site after they reach the idle-time limit, a new visit is recorded in the log.

Average Visits per Day - Number of visits divided by the total number of days in the requested date range.

Page Views Statistics

[Help](#)

The Page Views graph displays the total number of pages viewed on your Web site over the date range specified.



Page View Statistics

Page Views	Page Views	2893
	Average per Day	96

Page View Statistics - Help

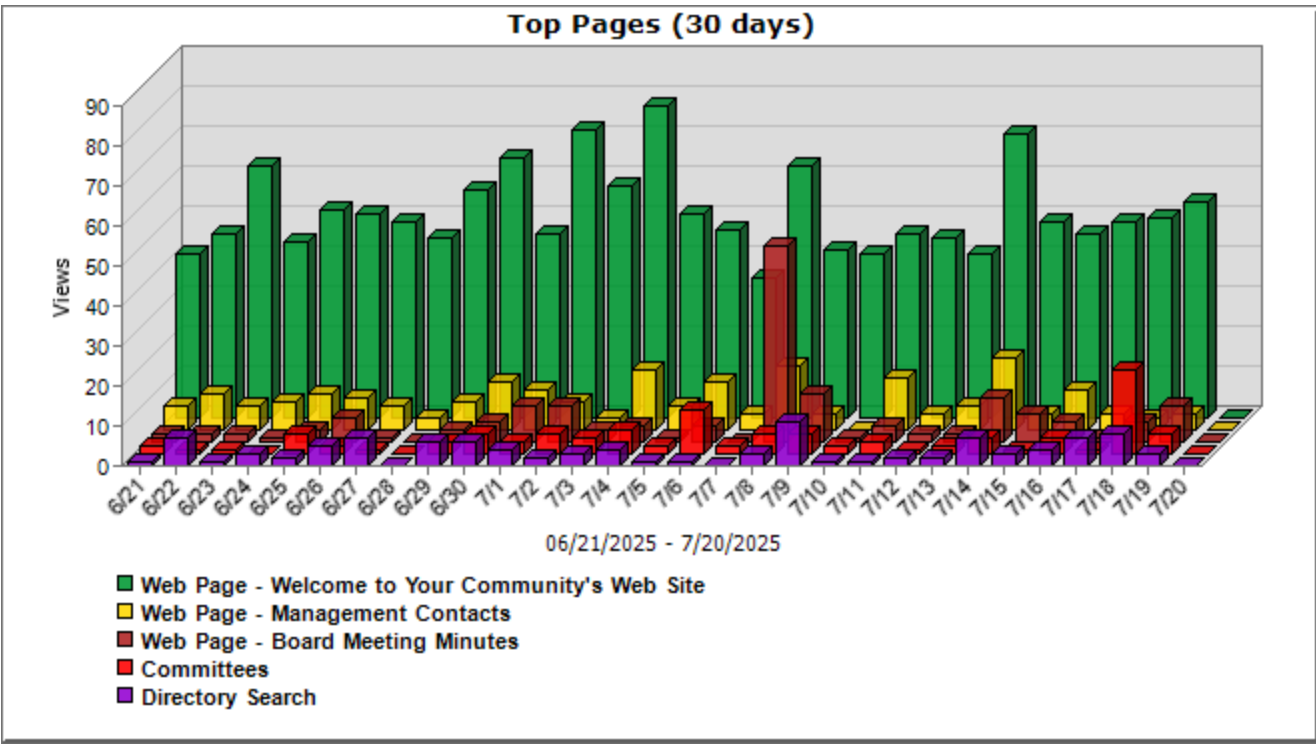


? **Page Views** - A single web page request to the Web server as it appears in the log file. Each time a visitor clicks on a link within the site or navigates to the site from another site, a page view is recorded in the log.

Average Page Views per Day - Number of page views divided by the total number of days in the requested date range.

Top Pages Help

The top pages section identifies the most popular Web pages on your site and shows you how often they were viewed over the date range specified.



Top Pages Statistics

[List All Pages](#)

	Pages	Views	% of Total Views
1	Web Page - Welcome to Your Community's Web Site /page/37112~673624/welcome-to-your-communitys-web-site	1497	54.84%
2	Web Page - Management Contacts /Page/37112~673633/Management-Contacts	216	7.91%
3	Web Page - Board Meeting Minutes /page/37112~1087656/board-meeting-minutes	163	5.97%
4	Committees /Officer/CommitteeList/37112	107	3.92%
5	Directory Search /Member/Search/37112	105	3.85%
6	Member Home Page /HomePage/37112	86	3.15%
7	Web Page - CC&Rs, Bylaws, and Rules /page/37112~855277/ccrs-bylaws-and-rules	79	2.89%
8	Web Page - TDA Forms /page/37112~1096994/tda-forms	78	2.86%
9	Board of Directors /Officer/Board/37112	75	2.75%
10	Web Page - ARC Rules and Forms /page/37112~1008013/arc-rules-and-forms	64	2.34%
11	Web Page - Annual Meeting Minutes /page/37112~1069590/annual-meeting-minutes	61	2.23%
12	Resource Center /ResourceCenter/37112/-2025-2026-HOA-FEE-REMITTANCE-COUPON?doc_id=3340556	53	1.94%
13	Web Page - Committee Reports /page/37112~1119114/committee-reports	32	1.17%
14	Site Map /SiteMap/37112	27	0.99%
15	Form Display - TDA Monthly Committee Report /form/37112~335743/tda-monthly-committee-report	22	0.81%
16	Resource Center Document View - REIMBURSEMENTOREXPENSEFORMrev23-06 /ResourceCenter/DocViewer/37112~3171830	16	0.59%

17	Web Page - Realtors /page/37112~1121771/realtors	15	0.55%
18	Member Display - 7479872 /member/37112~7479872	12	0.44%
19	Resource Center Document View - TDAOWNERREGISTRATION rev Jan 2023 /ResourceCenter/DocViewer/37112~3179822	11	0.40%
20	Resource Center Document View - TDARENTALREGISTRATIONrevJan2023 /ResourceCenter/DocViewer/37112~3179821	11	0.40%
Subtotal For the Page Views Above		2730	94.37%
Total For the Log File		2893	100%

Top Pages Statistics - Help

? **Pages** - Specific page being analyzed. The top pages graph and statistics do not include site management edit/add pages.

Subtotal - - Sum of all data rows for each listed page.

Total - - Sum of the subtotal and all data that does not appear on the page.

Views - - Number of times the specified page was viewed by a visitor. Each page can be viewed more than once by the same visitor, and each view is counted.

Top Site Searches

Help 

The Top Site Searches section identifies the most frequently searched for phrases on your site and shows how often they were searched for over the date range specified.

Top Site Searches

	Search Phrase	Searches	% of Total Searches
1	gate	2	20.00%
2	bill mascot	2	20.00%
3	agenda request	2	20.00%
4	three digit	1	10.00%
5	gate code	1	10.00%
6	bank	1	10.00%
7	agenda request form	1	10.00%
Subtotal For the Search Phrases Above		10	100.00%
Total For the Log File		10	100%

Top Search Phrases - Help

? **Search Phrases** - Search phrase entered by a user through the site search page.

Subtotal - - Sum of all data rows for each listed Search.

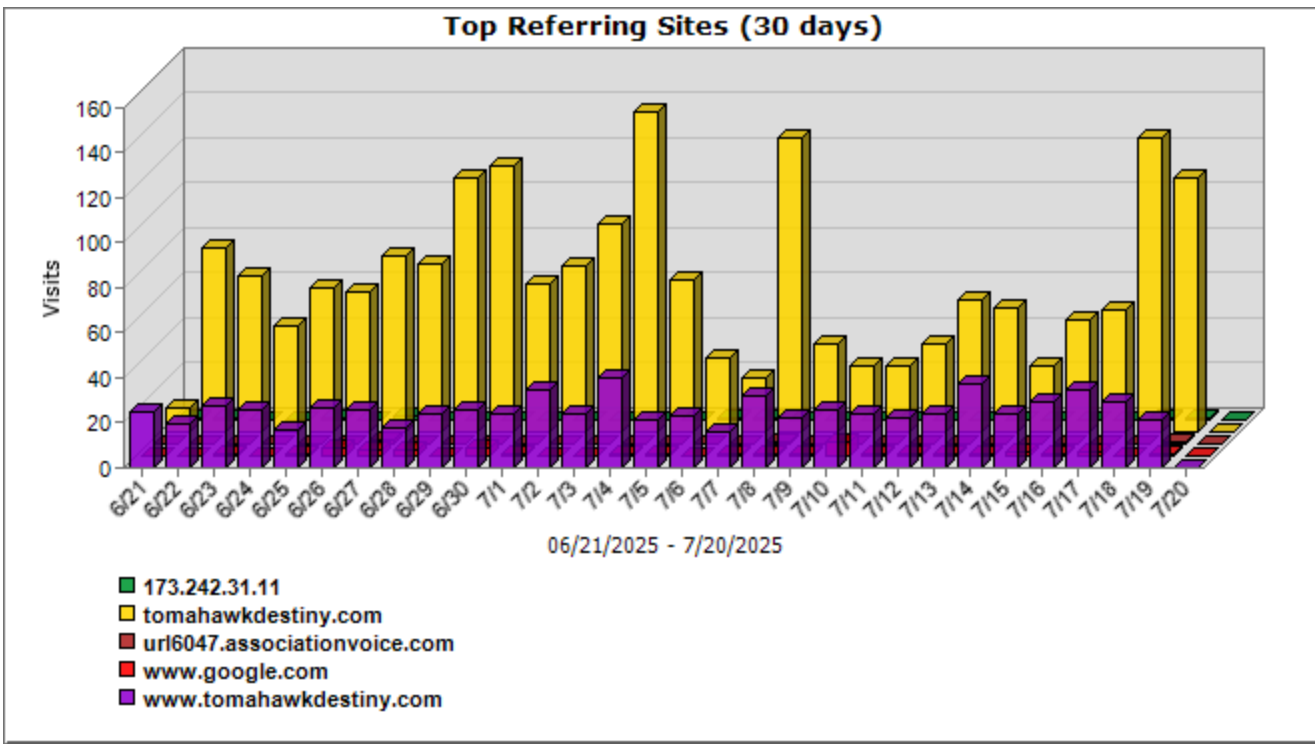
Total - - Sum of the subtotal and all data that does not appear on the page.

Searches - - Number of times the particular phrase was searched for.

Top Referring Sites

Help 

This section identifies the domain names or numeric IP addresses that refer visitors to your site.



Top Referring Sites

	Site	Referrals	% of Total Visits
1	tomahawkdestiny.com	1976	70.72%
2	www.tomahawkdestiny.com	745	26.66%
3	www.google.com	38	1.36%
4	173.242.31.11	9	0.32%
5	url6047.associationvoice.com	4	0.14%
6	www.google.com.hk	3	0.11%
7	secure.associationvoice.com	3	0.11%
8	mail.yahoo.com	2	0.07%
9	google.com	2	0.07%
10	tomahawkfloatinghomes.com	2	0.07%
11	www.karladivine.com	1	0.04%
12	www.google.fr	1	0.04%
13	www.google.es	1	0.04%
14	www.google.co.uk	1	0.04%
15	www.google.ca	1	0.04%
16	www.facebook.com	1	0.04%
17	www.denyuist.online	1	0.04%
18	webmailb.netzero.net	1	0.04%
19	ozzqz.labgamec.online	1	0.04%
20	duckduckgo.com	1	0.04%
Subtotal For the Referring Sites Above		2794	99.96%
Total For the Log File		2795	100%

Top Referrers - Help



- ? Site Referrers** - A web site which refers a visitor to your site by linking to it.
- Site** - - Specific referring site being analyzed.
- Visits** - - Number of times the specified site referred visitors to your site.

Subtotal - - Sum of all data rows for each listed referrer.

Total - - Sum of the subtotal and all data that does not appear on the page.

Top Search Engine Phrases

Help 

This section identifies search phrases which led the most visitors to your site, regardless of the search engine they used.

Top Search Engine Phrases

	Phrases	Phrases Found	% of Total
Subtotal For the Phrases Above		0	0%
Total For the Log File		0	100%

Top Search Engine Phrases - Help



Phrases - The specific search phrases being analyzed. A search phrase is the entire text string entered into a search engine. It can be made up of one or more keywords.

Phrases Found - Number of visitors referred to your site who used the specified search phrase, regardless of the search engine they used.

% - Percentage of referred visitors who used the specified search phrase.